



HOLDS



Catalogue
Climbing Holds
Volumes & Macros





How to choose holds?

Here are a few tips!

The choice of climbing holds is an important step for the life of your climbing wall.

Outdoor or indoor use

For outdoor use, we recommend PolyEster holds.

Quantity

- For bouldering: use between 5 and 15 holds for a boulder 4.5 meters high.
- For lead: use 3 to 4 holds per meter for a hard route, and 6 to 7 holds for an easy route. Also, in order not to saturate your wall, we recommend to keep up a maximum 3 routes per climbing line.

Difficulty of the route

To help you in selecting holds, we offer a rating scale for each set. This is indicative of the complexity of the hold.



The size of the holds

It depends on their average diameter:

XS	0 to 5 cm	XL	16 to 22 cm
S	5 to 8 cm	XXL	22 to 30 cm
M	8 to 11 cm	A	Mix
L	11 to 16 cm		



Outdoor
or indoor?



How many
holds?



Hard or easy?



Check size!

Climbing Holds

CHART



Feet

Generally small holds that can also be used as crimps.



Gaston

A sideways hold larger than a sidepull where the whole set of fingers are in contact.



Crimp

An incut edge that requires all the power in your fingers.



Jug

A incut hold big enough to grab hold of naturally. Come in a range of sizes from XXL for 2 hands down to fingers only.



Sloper

A large hold with no edge using all or part of the palm to grip.



Undercut

Where the gripped edge faces downwards.



Pinch

Held using a squeezing grip.



Sidepull

Is what it says and can be any number of hold types set for this method.



Pocket

An incut edge that requires all the power in your fingers.



Edges/Ledges

A larger version of a crimp where the thumb can be used to stabilise the move.



Mono

A single finger pocket.



Rails

A longer thinner hold.



Macro

Generally a very large hold made from glass fibre.



Volume

Made from ply in a multitude of designs.



FITTING METHODS

Screw on

2 options here, screw only or dual fix where enough screw holes have been added along with a bolt hole which can be plugged, Volumes are only ever screw on.

Bolt on

1 bolt hole with anti-rotation screw holes included to stop spinning.

Finishes



Single tex

Where the whole hold has texture on it.



Dual tex

Only part of the hold is textured.

Loved and hated in equal measure
depending on the route setting?

Fixings

Here are most of the fixing tools we supply you and their recommended use.

To help you choose the right screws, you can refer to the « recommended screws » section that is specified in each product description. Please note that this information is not exhaustive and that the screw sizes may vary depending on the thickness of your wall



Our installation recommendations

To ensure safety, the climbing holds require special attention during assembly :

- We recommend the use of a torque wrench set to a maximum of 35 N.M.
- The surface must be flat, unbroken and clean.
- It is essential to use the holes provided for the anti-rotation screws.



Most of our holds are equipped with a dual fixing system that allows the use of different bolts :

- CNC M10 bolts (cylindrical-type)
- FHC M10 bolts (counter-sunk-type)

REF.	NAME	RECOMMENDED USE	
BOLTS & SCREWS	EQ877	CHC bolts M10*35	Full thread - For indoor bolt-on holds
	EQ878	CHC bolts M10*50	Full thread - For indoor bolt-on holds
	EQ879	CHC bolts M10*70	Full thread - For indoor bolt-on holds
	EQ880	CHC bolts M10*100	Full thread - For indoor bolt-on holds
	EQ881	CHC bolts M10*120	Standard - For indoor bolt-on holds
	EQ888	CHC bolts M10*140	Standard - For indoor bolt-on holds
	EQ882	CHC bolts M10*160	Standard - For indoor bolt-on holds
	EQ883	CHC bolts M10*180	Standard - For indoor bolt-on holds
	EQ002	FHC bolts M10*35	For indoor bolt-on holds
	EQ001	FHC bolts M10*50	For indoor bolt-on holds
	EQ003	FHC bolts M10*70	For indoor bolt-on holds
	EQ683	FHC bolts M10*100	For indoor bolt-on holds
	EQ684	FHC bolts M10*120	For indoor bolt-on holds
	EQ890	FHC bolts M10*140	For indoor bolt-on holds
	EQ891	FHC bolts M10*160	For indoor bolt-on holds
	EQ892	FHC bolts M10*180	For indoor bolt-on holds
	EQ006	FHC bolts M10*35 STAINLESS STEEL	For outdoor bolt-on holds
	EQ005	FHC bolts M10*50 STAINLESS STEEL	For outdoor bolt-on holds
	EQ007	FHC bolts M10*70 STAINLESS STEEL	For outdoor bolt-on holds
	EQ012	Wood screws 5*40	Use only on wood walls for anti-rotation and screw-on holds
EQ024	Wood screws 5*70	Use only on wood walls for screw-on volumes	
EQ825	FHC tamper-proof bolts M10*35 STAINLESS STEEL	For playgrounds or unguarded walls Outdoor use	
EQ820	FHC tamper-proof bolts M10*50 STAINLESS STEEL	For playgrounds or unguarded walls Outdoor use	
EQ894	Torx woodscrews 5*40	Use only on wood walls for anti-rotation and screw-on holds	
EQ895	Torx woodscrews 5*70	Use only on wood walls for anti-rotation and screw-on holds	
INSERTS	EQ100	Anchoring pins EAM 10*40	Use only on concrete walls Indoor use - For FHC bolts
	EQ101	Anchoring pins EAM 10*40 STAINLESS STEEL	Use only on concrete walls - Outdoor use - For FHC Stainless steel bolts
	EQ200	T-nut inserts M10	Use only on wood walls Indoor use For FHC bolts
	EQ201 + EQ023	L-shaped bolt-in inserts M10 + wood screws 4*16	Use only on wood walls Indoor use - For FHC bolts
	EQ896	Torx woodscrews 4*16	Use only on wood walls for anti-rotation and screw-on holds
TOOLING	EQ098	Allen key M6	To be used for FHC installation
	EQ889	Allen key M8	To be used for CHC installation
	EQ097	Allen key M6 FACOM in T shape	To be used for FHC installation
	EQ102	Expansion anchor H10	To be used for anchoring pins installation
	EQ821	Allen key for tamper-proof screws	To be used for FHC tamper-proof bolts installation


Technical information

The holds colours

We offer a vast selection of colours.

PE POLYESTER

PU POLYURETHANE



Blue (RAL 5015)



Red (RAL 3020)



Yellow
(PANTONE 116C)



Fluoro Pink
(PANTONE 806C)




Fluoro Orange
(PANTONE 805C)



Fluoro Green
(PANTONE 802C)



Purple (RAL 4008)



Green (RAL 6002)



Black (RAL 9005)



Grey (RAL 7001)

The materials

We use two materials for our climbing holds :

- **POLYURETHANE** : This material is both light and resistant to impact forces. We offer a different choice of colours : bright fluorescent (« fluoro ») ones.
- **POLYESTER** : This is the traditional resin used for climbing holds. The touch is dry and the holds are resistant to abrasion.

Quality and certifications

EPS – EXPLOSION PROOF SYSTEM

The EPS system is a patented technology developed by EP CLIMBING. If a bolt-on hold should develop a crack or break across the fixing hole, the hold will remain in place connected together by the metal EPS component and the pieces will not fall. This system is implemented on all large volume PE holds.

- **EN 12572-3 : HOLDS CERTIFICATION**
All EP holds comply with the European standard for climbing holds. Rigorous tests are randomly carried out on the sets of holds.

- **EN 1176-1 : PLAYGROUND CERTIFICATION**
EP Climbing offers a large range of holds that are certified to comply with the European standard for playgrounds. They can be used by children older than 2 years old.

Maintenance

Climbing holds must be cleaned regularly. Simply wash with warm water and a stiff brush. Do not use any solvent detergent that could weaken the hold. A damaged climbing hold cannot be repaired.





Menu

FIBREGLASS MACROS p.11
Round off the angles



WOODEN VOLUMES p.29
3 dimensional climbing



SHAUNA COXSEY p.37
Fundamental climbing movements



ATAMI p.49
Waves inspiration



SIMON p.55
Modern climbing style



ESSENTIALS p.65
The essentials for setting up a wall



STONE PULSE p.83
The grip and detail of granite



PACKS p.89
Ready to use routes and bouldering problems



KIDS p.93
Climbing for kids



TRAINING p.101
To reach new heights



GREENHOLDS p.107
Proud distributor of Greenholds



ICONS

 PolyUrethane

 Rating scale

 PolyEster

 SoftTouch Grain

 Wood

 Wood screws only

 Fibreglass

 Playground Certified



Urban Climbing

EP

EP

EP

EP

EP



MACROS

Round off the angles!

Fibreglass Macros have always been present in EP Holds Range. Iconic shapes such as Wok, Taijitu and Bubble have become a must-have standard.

From local gyms to world Championships, Route-setters are always finding new ways of using them!



Colour options :





Barchan Smooth Pack

- 3 macro
- 36*24*7 cm
- Recommended screws:
9 woodscrews 5*70

Ref. EMS116



Colour options:
please refer to page 9



Barchan Jugs Pack

- 3 macro
- 36*24*7 cm
- Recommended screws:
9 woodscrews 5*70

Ref. EMS117



Colour options:
please refer to page 9



Barchan Slopers Packs

- 2 macro
- 37*25*8 cm
- Recommended screws:
6 woodscrews 5*70

Ref. EMS118



Colour options:
please refer to page 9

Barchan 1

- 1 macro
- 53*36*8 cm
- Recommended screws:
6 woodscrews 5*70

Ref. EMS119



Colour options:
please refer to page 9



Barchan 3

- 1 macro
- 70*42*10 cm
- Recommended screws:
8 woodscrews 5*70

Ref. EMS121



Colour options:
please refer to page 9





Barchan 4

- 1 macro
- 70*42*10 cm
- Recommended screws:
6 woodscrews 5*70

Ref. EMS122



Colour options:
please refer to page 9



Barchan 5

- 1 macro
- 70*36*10 cm
- Recommended screws:
7 woodscrews 5*70

Ref. EMS123



Colour options:
please refer to page 9



Barchan 6

- 1 macro
- 70*42*12 cm
- Recommended screws:
6 woodscrews 5*70

Ref. EMS124



Colour options:
please refer to page 9



Barchan 7

- 1 macro
- 70*42*12 cm
- Recommended screws:
7 woodscrews 5*70

Ref. EMS125



Colour options:
please refer to page 9



Barchan Smooth XL1

- 1 macro
- 81*50*14 cm
- Recommended screws:
8 woodscrews 5*70

Ref. EMS127



Colour options:
please refer to page 9





Barchan Smooth XL2

- 1 macro
- 80*50*17 cm
- Recommended screws:
7 woodscrews 5*70

Ref. EMS128



Colour options:
please refer to page 9



Barchan Jugs XL1

- 1 macro
- 80*50*16 cm
- Recommended screws:
8 woodscrews 5*70

Ref. EMS129



Colour options:
please refer to page 9



Barchan Jugs XL2

- 1 macro
- 82*54*16 cm
- Recommended screws:
8 woodscrews 5*70

Ref. EMS130



Colour options:
please refer to page 9





Eggcup S1

- 1 macro
- 39*39*8 cm
- Recommended screws:
6 woodscrews 5*70

Ref. EMS096



Colour options:
please refer to page 9



Eggcup S2

- 1 macro
- 39*39*10 cm
- Recommended screws:
6 woodscrews 5*70

Ref. EMS097



Colour options:
please refer to page 9



Eggcup S3

- 1 macro
- 38*38*16 cm
- Recommended screws:
6 woodscrews 5*70

Ref. EMS098



Colour options:
please refer to page 9

Eggcup S4

- 1 macro
- 31*31*11 cm
- Recommended screws:
6 woodscrews 5*70

Ref. EMS114



Colour options:
please refer to page 9



Eggcup S5

- 1 macro
- 36*36*11 cm
- Recommended screws:
6 woodscrews 5*70

Ref. EMS115



Colour options:
please refer to page 9



Eggcup M

- 1 macro
- 54*54*16 cm
- Recommended screws:
6 woodscrews 5*70

Ref. EMS099



Colour options:
please refer to page 9



Eggcup M2

- 1 macro
- 51*51*22 cm
- Recommended screws:
6 woodscrews 5*70

Ref. EMS100



Colour options:
please refer to page 9





Dish S

- 1 macro
- 38*38*11
- Recommended screws:
6 woodscrews 5*70

Ref. EMS101



Colour options:
please refer to page 9



Dish S2

- 1 macro
- 46*46*11 cm
- Recommended screws:
6 woodscrews 5*70

Ref. EMS102



Colour options:
please refer to page 9



Dish M1

- 1 macro
- 51*51*7 cm
- Recommended screws:
6 woodscrews 5*70

Ref. EMS103



Colour options:
please refer to page 9



Dish M

- 1 macro
- 62*62*13cm
- Recommended screws:
6 woodscrews 5*70

Ref. EMS104



Colour options:
please refer to page 9

Dish L1

- 1 macro
- 62*62*18 cm
- Recommended screws:
6 woodscrews 5*70

Ref. EMS105



Colour options:
please refer to page 9



Bucket M1

- 1 macro
- 65*65*18 cm
- Recommended screws:
6 woodscrews 5*70

Ref. EMS106



Colour options:
please refer to page 9



Bucket M2

- 1 macro
- 65*65*19 cm
- Recommended screws:
6 woodscrews 5*70

Ref. EMS107



Colour options:
please refer to page 9





Bucket L

- 1 macro
- 77*77*26cm
- Recommended screws:
6 woodscrews 5*70

Ref. EMS108



Colour options:
please refer to page 9



Bucket XL

- 1 macro
- 80*80*30cm
- Recommended screws:
6 woodscrews 5*70

Ref. EMS109



Colour options:
please refer to page 9



Bucket XXL

- 1 macro
- 100*100*30cm
- Recommended screws:
6 woodscrews 5*70

Ref. EMS110



Colour options:
please refer to page 9



Taijitu S

- 1 volume
- 34*33*16cm
- Recommended screws:
4 wood screws 5*70

Ref. EMS111



Colour options:
please refer to page 9



Taijitu M

- 1 volume
- 55*51*26cm
- Recommended screws:
7 wood screws 5*70

Ref. EMS112



Colour options:
please refer to page 9



Taijitu L

- 1 volume
- 83*80*40cm
- Recommended screws:
11 wood screws 5*70

Ref. EMS113



Colour options:
please refer to page 9



Ufo 1

- 1 macro
- 72*72*26cm
- Recommended screws:
6 woodscrews 5*40

Ref. EMS090



Colour options:
please refer to page 9



Orb 1

- 1 macro
- 74*78*33cm
- Recommended screws:
6 woodscrews 5*40

Ref. EMS091



Colour options:
please refer to page 9



Orb 2

- 1 macro
- 40*41*20cm
- Recommended screws:
6 woodscrews 5*40

Ref. EMS092



Colour options:
please refer to page 9



Orb 3

- 1 macro
- 53*53*29
- Recommended screws:
6 woodscrews 5*40

Ref. EMS093



Colour options:
please refer to page 9



Orb 4

- 1 macro
- 51*51*28cm
- Recommended screws:
6 woodscrews 5*40

Ref. EMS094



Colour options:
please refer to page 9



Ufo 2

- 1 macro
- 60*61*46cm
- Recommended screws:
10 woodscrews 5*40

Ref. EMS095



Colour options:
please refer to page 9



Wok S

- 1 volume
- 60*20cm
- Recommended screws:
8 wood screws 5*70

Ref. EMS033



Colour options:
please refer to page 9



Bubble

- 1 volume
- 60*30cm
- Recommended screws:
8 wood screws 5*70

Ref. EMS062




Colour options:
please refer to page 9









WOODEN VOLUMES

3 dimensional climbing

EP Holds offers you a complete range of volumes. They will allow you to create new moves and rethink the geometry of your walls in a simple and effective manner.

The bolt-on holds can be fixed on the surfaces of the volumes as there are numerous threaded inserts.



Standard colours :



grey

black

wood

*Other colours are available only under request.
Please note the delivery time will be longer to these colours.*




Gizeh

- 3 volumes
- 3*20*18*10cm
- Recommended screws:
8 wood screws 5*70

Ref. EMS088



Colour options:
please refer to page 27



Isis

- 1 volume
- 40*40*15cm
- Recommended screws:
4 wood screws 5*70

Ref. EMS087



Colour options:
please refer to page 27




Amon

- 1 volume
- 40*40*20cm
- Recommended screws:
8 wood screws 5*70

Ref. EMS079



Colour options:
please refer to page 27




Osiris

- 1 volume
- 40*35*20cm
- Recommended screws:
6 wood screws 5*70

Ref. EMS069



Colour options:
please refer to page 27




Horus

- 1 volume
- 40*35*20cm
- Recommended screws:
6 wood screws 5*70

Ref. EMS068



Colour options:
please refer to page 27




Sobek

- 1 volume
- 40*80*35cm
- Recommended screws:
12 wood screws 5*70

Ref. EMS080



Colour options:
please refer to page 27




Ramses

- 2 volumes
- 80*70*20cm
- Recommended screws:
18 wood screws 5*70

Ref. EMS067



Colour options:
please refer to page 27




Cleopatra

- 1 volume
- 116*40*32cm
- Recommended screws:
13 wood screws 5*70

Ref. EMS066



Colour options:
please refer to page 27




Sphinx

- 1 volume
- 80*77*33cm
- Recommended screws:
14 wood screws 5*70

Ref. EMS065



Colour options:
please refer to page 27




Imothep

- 2 volumes
- 133*100*20cm
- Recommended screws:
20 wood screws 5*70

Ref. EMS070



Colour options:
please refer to page 27



Keops

- 1 volume
- 80*70*32cm
- Recommended screws:
9 wood screws 5*70

Ref. EMS064



Colour options:
please refer to page 27



Anubis

- 1 volume
- 80*70*33cm
- Recommended screws:
12 wood screws 5*70

Ref. EMS063



Colour options:
please refer to page 27





E.P.F.



SHAUNA COXSEY

*Fundamental climbing
movements*

I am so excited to share the latest set of holds from my range with Entre-Prises. The vision for the latest set is that a routesetter could create an entire circuit with these holds alongside the previous range which is why I was really busy in creating lots of new shapes to add onto the collection!

Continuing the principles from the previous set, these holds are designed to interconnect with each other so setters can create stoppers or improve holds by pairing them together increasing the amount of possibilities for the setter.

It was so good seeing what setters produced with the last range and I am looking forward to what they come up with using this set in 2021!



Colour options :
please refer to page 5

Shauna
x (heart) (smiley face)



Shauna's Jugs L

- 3 holds
- L
- Recommended screws:
11 wood screws 5*40

Ref. EH622

PU



*Shaped by
Shauna Coxsey*



Shauna's Jugs XL

- 3 holds
- XL
- Recommended screws:
3 bolt 10*70
or 20 wood screws 5*40

Ref. EH623

PU



*Shaped by
Shauna Coxsey*



Shauna's Jugs XXL

- 2 holds
- XXL
- Recommended screws:
1 bolt 10*50 + 1 bolt 10*70
or 8 wood screws 5*40

Ref. EH606

PU



*Shaped by
Shauna Coxsey*



Shauna's Edges S

- 3 holds
- S
- Recommended screws:
9 wood screws 5*40

Ref. EH627



Shaped by
Shauna Coxsey



Shauna's Edges M

- 3 holds
- M
- Recommended screws:
9 wood screws 5*40

Ref. EH599



Shaped by
Shauna Coxsey



Shauna's Edges M 2

- 3 holds
- M
- Recommended screws:
9 wood screws 5*40

Ref. EH613



Shaped by
Shauna Coxsey



Shauna's Edges L

- 2 holds
- L
- Recommended screws:
6 wood screws 5*40

Ref. EH604



Shaped by
Shauna Coxsey



Shauna's Edges L 2

- 4 holds
- L
- Recommended screws:
13 wood screws 5*40

Ref. EH612



Shaped by
Shauna Coxsey



Shauna's Edges L 3

- 3 holds
- L
- Recommended screws:
9 wood screws 5*40

Ref. EH614



Shaped by
Shauna Coxsey



Shauna's Pinches S

- 5 holds
- S
- Recommended screws:
10 wood screws 5*40

Ref. EH618

PU

4a ◀ ▶ 9a

Shaped by
Shauna Coxsey



Shauna's Pinches L

- 2 holds
- L
- Recommended screws:
2 bolts 10*70
or 7 wood screws 5*40

Ref. EH619

PU

4a ◀ ▶ 9a

Shaped by
Shauna Coxsey



Shauna's Pinches XL

- 2 holds
- XL
- Recommended screws:
2 bolts 10*70
or 5 wood screws 5*40

Ref. EH600

PU

4a ◀ ▶ 9a

Shaped by
Shauna Coxsey

Shauna's Pinches XL 2

- 3 holds
- XL
- Recommended screws:
3 bolts 10*100
or 12 wood screws 5*40

Ref. EH620

PU



Shaped by
Shauna Coxsey



Shauna's Pinches XXL

- 2 holds
- XXL
- Recommended screws:
2 bolts 10*120
or 6 wood screws 5*40

Ref. EH629

PU



Shaped by
Shauna Coxsey



Shauna's Flat XL

- 7 holds
- XL
- Recommended screws:
22 wood screws 5*40

Ref. EH615

PU



Shaped by
Shauna Coxsey





Shauna's Rails M

- 12 holds
- M
- Recommended screws:
34 wood screws 5*40

Ref. EH634



Shaped by
Shauna Coxsey

Shauna's Rails L

- 2 holds
- L
- Recommended screws:
6 wood screws 5*40

Ref. EH601



Shaped by
Shauna Coxsey

Shauna's Rails L2

- 2 holds
- L
- Recommended screws:
2 bolts 10*70
or 8 wood screws 5*40

Ref. EH626



Shaped by
Shauna Coxsey

Shauna's Rails XL

- 2 holds
- XL
- Recommended screws:
10 wood screws 5*40

Ref. EH602



Shaped by
Shauna Coxsey




Shauna's Rails XL 2

- 2 holds
- XL
- Recommended screws:
10 wood screws 5*40

Ref. EH633



Shaped by
Shauna Coxsey



Shauna's Rails XXL

- 3 holds
- XXL
- Recommended screws:
1 bolt 10*70 + 2 bolts 10*100
or 12 wood screws 5*40

Ref. EH603



Shaped by
Shauna Coxsey



Shauna's Rails XXL 2

- 2 holds
- XXL
- Recommended screws:
2 bolts 10*70
or 14 wood screws 5*40

Ref. EH632



Shaped by
Shauna Coxsey



Shauna's Rails XXL 3

- 3 holds
- XXL
- Recommended screws:
3 bolts 10*100
or 13 wood screws 5*40

Ref. EH582



Shauna's Slopers L

- 4 holds
- L
- Recommended screws:
14 wood screws 5*40

Ref. EH624



*Shaped by
Shauna Coxsey*




Shauna's Slopers XL

- 2 holds
- XL
- Recommended screws:
7 wood screws 5*40

Ref. EH605



*Shaped by
Shauna Coxsey*



Shauna's Slopers XL 2

- 5 holds
- XL
- Recommended screws:
5 bolt 10*100
+ 18 wood screws 5*40

Ref. EH621



*Shaped by
Shauna Coxsey*





Shauna's Slopers XL 3

- 3 holds
- XL
- Recommended screws:
1 bolt 10*100
+ 15 wood screws 5*40

Ref. EH625

PU



Shaped by
Shauna Coxsey



Shauna's Slopers XXL

- 1 hold
- XXL
- Recommended screws:
1 bolt 10*140
or 7 wood screws 5*40

Ref. EH635

PU



Shaped by
Shauna Coxsey



Shauna's Giga Sloper 1

- 1 holds
- XXL
- Recommended screws:
9 wood screws 5*40

Ref. EH630

PU



Shaped by
Shauna Coxsey



Shauna's Giga Sloper 2

- 1 holds
- XXL
- Recommended screws:
1 bolt 10*160
or 8 wood screws 5*40

Ref. EH631

PU



Shaped by
Shauna Coxsey



Shauna's Triangles L

- 3 holds
- L
- Recommended screws:
11 wood screws 5*40

Ref. EH617



Shaped by
Shauna Coxsey



Shauna's Triangles XL

- 3 holds
- XL
- Recommended screws:
9 wood screws 5*40

ef. EH616



Shaped by
Shauna Coxsey





ATAMI

Waves inspiration

Parisian duo, Bleaujob is route setting in all its facets.

From competition to climbing gyms, we were keen to offer a range that would be accessible to as many people as possible.

The shapes are more voluminous and allow 3D climbing, something to play with from beginner to expert.

Atami (wave in Japanese), shaped under «la dent de Crolles», Rhône Alpes, offers a whole range of outstanding shapes.

Colour options : *please refer to page 5*



Atami Feet XS

- 7 holds
- XS
- Recommended screws:
13 wood screws 5*40

Ref. EH637

PU



Atami Feet S

- 8 holds
- S
- Recommended screws:
17 wood screws 5*40

Ref. EH638

PU



Atami Jugs M

- 4 holds
- M
- Recommended screws:
15 wood screws 5*40

Ref. EH639

PU



Atami Jugs L

- 3 holds
- L
- Recommended screws:
3 bolt 10*50
or 12 wood screws 5*40

Ref. EH640



Atami Jugs XL1

- 3 holds
- XL
- Recommended screws:
3 bolt 10*100
or 12 wood screws 5*40

Ref. EH641



Atami Jugs XL2

- 3 holds
- XL
- Recommended screws:
3 bolt 10*120
or 12 wood screws 5*40

Ref. EH642





Atami Jugs XXL 1

- 2 holds
- XXL
- Recommended screws:
10 wood screws 5*40

Ref. EH643



Atami Jugs XXL2

- 2 holds
- XXL
- Recommended screws:
2 bolts 10*120
or 8 wood screws 5*40

Ref. EH644



Atami Giga Jug

- 1 MACRO
- Recommended screws:
6 wood screws 5*40

Ref. EH645









SIMON

Modern climbing style!

A shaper for EP for more than 3 years. Simon continues to expand the Absolute range and is now developing his own range and bringing a wave of originality.

«Shape is a subtle balance between ergonomics and design. inspiration comes from the desire for a technical and comfortable grip. Simple and pure shapes, reflecting a modern climbing style. Forget the superficial, concentrate on the essential. Imagined by the mind, sculpted for reality. For free climbing, for the beauty of movement, for pleasure.»

Colour options : *please refer to page 5*





Simon's Feets S

- 10 holds
- S
- Recommended screws:
20 wood screws 5*40

Ref. EH653



Simon's Edges S

- 5 holds
- S
- Recommended screws:
10 wood screws 5*40

Ref. EH651



Simon's Edges M

- 5 holds
- M
- Recommended screws:
10 wood screws 5*40

Ref. EH652



Simon's Jugs M

- 5 holds
- M
- Recommended screws:
5 bolts 10 *70
or 15 wood screws 5*40

Ref. EH650





Simon's Triangles XL

- 3 holds
- XL
- Recommended screws:
1 bolt 10*100
+ 10 wood screws 5*40

Ref. EH646

PU



Simon's Jugs L

- 4 holds
- L
- Recommended screws:
4 bolts 10*100
or 12 wood screws 5*40

Ref. EH649

PU



Simon's Jugs XL 1

- 3 holds
- XL
- Recommended screws:
3 bolts 10*100
or 9 wood screws 5*40

Ref. EH647

PU



Simon's Jugs XL 2

- 3 holds
- XL
- Recommended screws:
3 bolts 10*100
or 12 wood screws 5*40

Ref. EH648

PU





Drop Pinches L

- 5 holds
- L
- Recommended screws:
1 bolt 10 *100 + 3 bolts 10*120
+ 1 bolt 10*140
or 19 wood screws 5*40

Ref. EH581

PU



Drop Pinches XL

- 5 holds
- XL
- Recommended screws:
2 bolts 10*100 + 1 bolt 10 *120
+ 1 bolt 10*140
or 25 wood screws 5*40

Ref. EH580

PU



Blob Pinches XL

- 3 holds
- XL
- Recommended screws:
3 bolts 10*120
or 16 wood screws 5*40

Ref. EH576

PU





Bowl Jug XXL 1

- 1 hold
- XXL
- Recommended screws:
1 bolt 10*120
or 5 wood screws 5*40

Ref. EH590

PU



Bowl Jug XXL 2

- 1 hold
- XXL
- Recommended screws:
1 bolt 10*160
or 6 wood screws 5*40

Ref. EH591

PU




Bowl Jug XXL 3

- 1 hold
- XXL
- Recommended screws:
1 bolt 10*70
or 5 wood screws 5*40

Ref. EH593

PU





Drop Slopers L

- 5 holds
- L
- Recommended screws:
20 wood screws 5*40

Ref. EH592



Drop Sloper XXL 1

- 1 hold
- XXL
- Recommended screws:
1 bolt 10*160
or 7 wood screws 5*40

Ref. EH585





Drop Sloper XXL 2

- 1 hold
- XXL
- Recommended screws:
9 wood screws 5*40

Ref. EH587



Drop Sloper XXL 3

- 1 hold
- XXL
- Recommended screws:
6 wood screws 5*40

Ref. EH586




Drop Sloper XXL 4

- 1 hold
- XXL
- Recommended screws:
6 wood screws 5*40

Ref. EH654





New



Gold Pack Small

- 20 holds
- S/M
- Recommended screws:
20 bolts 10*50
+ 20 woodscrews 5*40

Ref. EH655

PE



New



Gold Pack Large

- 20 holds
- L
- Recommended screws:
60 bolts 10*70
+ 55 woodscrews 5*40

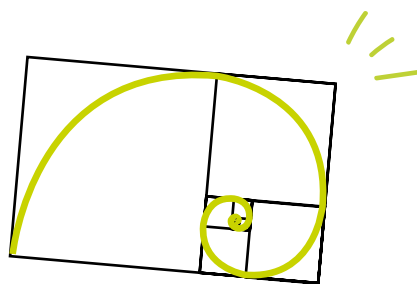
Ref. EH656

PE



Gold Rectangles

Creativity beyond the norm




The Golden Ratio, used from antiquity to the present day in art, architecture and mathematics, inspired me to create this new range.

The concepts of geometry, harmony and scale give this range a strong identity.

Working on a rectangular design with pure geometric dimensions allowed me to imagine an endless variety of combinations of sizes and grips.







ESSENTIALS

*The essentials for
equipping a wall*

Colour options : *please refer to page 5*



Vulkan

- 3 holds
- L
- Recommended screws:
12 woodscrews 5*70

Ref. EH662

PU



Vulkan L

- 1 hold
- L
- Recommended screws:
4 woodscrews 5*70

Ref. EH663

PU



Vulkan XL

- 1 hold
- XL
- Recommended screws:
4 woodscrews 5*70

Ref. EH664

PU



Vulkan XXL

- 1 hold
- XXL
- Recommended screws:
4 woodscrews 5*70

Ref. EH665

PU








Essential Feet XS

- 10 holds
- XS
- Recommended screws:
10 bolts 10*35
+ 10 wood screws 5*40



Ref. EH362



Triangle Feet XS

- 20 holds
- XS
- Recommended screws:
43 wood screws 5*40

Ref. EH546



Macro Feet XS

- 20 holds
- XS
- Recommended screws:
42 Wood screws 5*40

Ref. EH563




Climper Feet XS

- 20 holds
- XS
- Recommended screws:
40 wood screws 5*40

Ref. EH550





Pyramid Feet S

- 10 holds
- S
- Recommended screws:
7 bolts 10*50 + 3 bolts 10*35

Ref. EH574



Round Feet S

- 10 holds
- S
- Recommended screws:
7 bolts 10*50 + 3 bolts 10*35


Ref. EH573



Organic Feet S

- 10 holds
- S
- Recommended screws:
2 bolts 10*35 + 8 bolts 10*50

Ref. EH571



Crater Feet S

- 10 holds
- S
- Recommended screws:
10 bolts 10*35

Ref. EH572





Wave Edges S

- 10 holds
- S
- Recommended screws:
25 wood screws 5*40

Ref. EH533



Cuboid

- 10 holds
- M/L
- Recommended screws:
2 bolts 10*35 + 4 bolts 10*50 + 4 bolts
10*70 + 6 woodscrews 5*40

Ref. EH657



Round Edges M

- 10 holds
- M
- Recommended screws:
10 bolts 10*35 + 10 wood screws
5*40 or 20 wood screws 5*40

Ref. EH670






Wing Edges M

- 5 holds
- M
- Recommended screws:
3 bolts 10 *35
+ 5 wood screws 5*40
or 13 wood screws 5*40

Ref. EH579

PU



Triangle Edges L

- 22 holds
- L
- Recommended screws:
10 bolts 10*50
+ 24 wood screws 5*40

Ref. EH377

PU





Shield Edges XL

- 3 holds
- XL
- Recommended screws:
2 bolts 10*50 + 1 bolt 10*70
or 12 wood screws 5*40

Ref. EH583

PU



Shield Edges XXL

- 2 holds
- XXL
- Recommended screws:
1 bolt 10*100 + 1 bolt 10*120
or 12 wood screws 5*40

Ref. EH577

PU



Kayak Edges XXL

- 3 holds
- XXL
- Recommended screws:
1 bolt 10*50 + 2 bolts 10*70
or 13 wood screws 5*40

Ref. EH559


PU



Shield Pinches M

- 5 holds
- M
- Recommended screws:
5 bolts 10*70
or 15 wood screws 5*40

Ref. EH589



Drained Pinches M

- 10 holds
- M
- Recommended screws:
10 bolts 10*50
+ 10 wood screws 5*40
or 20 wood screws 5*40

Ref. EH666



Bubble Pinches L

- 6 holds
- L
- Recommended screws:
4 bolts 10*70
+ 2 bolts 10*100
+ 6 wood screws 5*40

Ref. EH671





Asteroid Pinches XL

- 3 holds
- XL
- Recommended screws:
2 bolts 10*70
+ 1 bolt 10*100
+ 3 wood screws 5*40

Ref. EH569

PU



Whale Pinch XXL

- 1 hold
- XXL
- Recommended screws:
1 bolt 10*140
+ 1 wood screw 5*40

Ref. EH570

PU



Easy Pockets L

- 10 holds
- L
- Recommended screws:
10 bolts 10*50
+ 10 wood screws 5*40

Ref. EH125

PE



Hard Pockets L

- 10 holds
- L
- Recommended screws:
10 bolts 10*50
+ 10 wood screws 5*40
or 20 wood screws 5*40

Ref. EH669

PE




Handle Jugs XL

- 10 holds
- XL
- Recommended screws:
10 bolts 10*50
+ 10 wood screws 5*40

Ref. EH331

PE






Flakes Jugs M 2

- 20 holds
- M
- Recommended screws:
20 bolts 10*50 + 20 wood screws
5*40

Ref. EH668



Flakes Jugs M 1

- 20 holds
- M
- Recommended screws:
20 bolts 10*50
+ 20 wood screws 5*40

Ref. EH667



Double Jugs L

- 15 holds
- L
- Recommended screws:
15 bolts 10*50
+ 15 wood screws 5*40

Ref. EH313





Flakes Jugs L1

- 10 holds
- L
- Recommended screws:
10 bolts 10*70
+ 10 wood screws 5*40

Ref. EH384

PE




Flakes Jugs L 2

- 5 holds
- L
- Recommended screws:
5 bolts 10*70
+ 5 wood screws 5*40

Ref. EH385

PE



Flakes Jugs XL

- 5 holds
- XL
- Recommended screws:
5 bolts 10*70

Ref. EH588

PU





Eclipse Jug XXL

- 1 hold
- XXL
- Recommended screws:
1 bolt 10*70
or 5 wood screws 5*40

Ref. EH584

PU



Fat Jug XXL

- 1 hold
- XXL
- Recommended screws:
1 bolt 10*50
+ 1 wood screw 5*40

Ref. EH515

PU



Moon Jugs XXL

- 3 holds
- XXL
- Recommended screws:
2 bolts 10*140 + 1 bolt 10*160
or 16 wood screws 5*40

Ref. EH558

PU





Sander's Slopers L

- 10 holds
- L
- Recommended screws:
10 bolts 10*70
+ 10 wood screws 5*40

Ref. EH508



Marc's Slopers XL

- 5 holds
- XL
- Recommended screws:
4 bolts 10*70 + 1 bolt 10*100
+ 5 wood screws 5*40
or 20 wood screws 5*40

Ref. EH536



Triangle Slopers XL

- 3 holds
- XL
- Recommended screws:
1 bolt 10*140 + 2 bolts 10*110
+ 3 wood screws 5*40
or 9 wood screws 5*40

Ref. EH535



Triangle Sloper XXL

- 1 hold
- XXL
- Recommended screws:
1 bolt 10*140
+ 1 wood screw 5*40
or 3 wood screws 5*40

Ref. EH539





Eclipse Slopers XXL

- 3 holds
- XXL
- Recommended screws:
2 bolts 10*100 + 1 bolt 10*70
+ 3 wood screws 5*40
or 6 wood screws 5*40

Ref. EH547

PU



Eclipse Sloper XXL

- 1 hold
- XXL
- Recommended screws:
1 bolt 10*100
or 4 wood screws 5*40

Ref. EH561

PU










STONE PULSE

*The grip and detail
of granite* ☺

Colour options : *please refer to page 5*




Pulse Feet XS

- 10 holds
- XS
- Recommended screws:
10 bolts 10*35
+ 10 wood screws 5*40

Ref. EH526

PE



Pulse Feet S

- 15 holds
- S
- Recommended screws:
15 bolts 10*50
+ 15 wood screws 5*40

Ref. EH527

PE



Pulse Edges M

- 7 holds
- M
- Recommended screws:
7 bolts 10*50
+ 7 wood screws 5*40

Ref. EH528

PE



Pulse Jugs M

- 8 holds
- M
- Recommended screws:
8 bolts 10*50
+ 8 wood screws 5*40

Ref. EH529

PE



Pulse Jugs XL

- 5 holds
- XL
- Recommended screws:
5 bolts 10*70
+ 5 wood screws 5*40

Ref. EH519

PE



Pulse Pinches M

- 10 holds
- M
- Recommended screws:
10 bolts 10*70
+ 10 wood screws 5*40

Ref. EH521

PE





Pulse Pack

- 30 holds
- A
- Recommended screws:
30 bolts 10*50
+ 30 wood screws 5*40

Ref. EH520

PE




4a

9a







PACKS

*Ready to use routes
and bouldering problems!*

This range of packs offers sets of different sizes and various holds. According to the type of pack, the holds can be used for bouldering or lead walls. They allow easy route-setting at a lower cost.

Their adaptability is perfect for communities and intensive use.

Colour options : *please refer to page 5*




Chill Out 30

- 30 holds
- A
- Recommended screws:
30 bolts 10*70
+ 30 wood screws 5*40

Ref. EH555

PE




Chill Out 40

- 40 holds
- A
- Recommended screws:
40 bolts 10*70
+ 40 wood screws 5*40

Ref. EH557

PE



Lead Setting 40


- 40 holds
- A
- Recommended screws:
15 bolts 10*35 + 25 bolts 10*50
+ 40 wood screws 5*40

- Provided with a route setting Kit

Ref. EH554

PE





Salathe 3

- 30 holds
- A
- Recommended screws:
30 bolts 10*70
+ 30 wood screws 5*40

Ref. EH381

PE



Club 3

- 50 holds
- A
- Recommended screws:
40 bolts 10*50 + 10 bolts 10*70
+ 50 wood screws 5*40

Ref. EH148

PE



Reshaped



Club 50

- 50 holds
- A
- Recommended screws:
40 bolts 10*50 + 10 bolts 10*70
+ 50 wood screws 5*40

Ref. EH332

PE



Reshaped





KIDS

Climbing for kids'!

The ENTRE-PRISES "Kids" range of soft and ergonomic grips are adapted for the hands of children! These holds can be used to route-set paths on a climbing wall, or build many fun traverses.

Most of them are certified for playgrounds, they guarantee safety for children.

Colour options : *please refer to page 5*





Funny Faces

- 15 holds
- L
- Recommended screws:
15 bolts 10*70
+ 15 wood screws 5*40

Ref. EH607

PE



Kids Faces Smiley

- 5 holds
- L
- Recommended screws:
5 bolts 10*70
+ 5 wood screws 5*40

Ref. EH610

PE



Kids Faces Joysticks

- 3 holds
- XL
- Recommended screws:
5 bolts 10*70
+ 5 wood screws 5*40

Ref. EH611

PU





Alphabet

- 26 holds
- M
- Recommended screws:
26 bolts 10*50

Ref. EH066



Numbers

- 10 holds
- M
- Recommended screws:
10 bolts 10*50

Ref. EH067



Kineduc

- 16 holds
- M
- Recommended screws:
16 bolts 10*50
+ 16 woodscrews 5* 40

Ref. EH380



Reshaped






Kids

- 20 holds
- M
- Recommended screws:
20 bolts 10*50
+ 20 wood screws 5*40

Ref. EH074



Kids 2

- 20 holds
- M
- Recommended screws:
20 bolts 10*50
+ 20 wood screws 5*40

Ref. EH323



Climb-it

- 20 holds
- M
- Recommended screws:
20 bolts 10*50
+ 20 wood screws 5*40

Ref. EH129



Reshaped




Tic

- 20 holds
- M
- Recommended screws:
20 bolts 10*50
+ 20 woodscrews 5*40

Ref. EH134



Reshaped



Tac

- 10 holds
- M
- Recommended screws:
10 bolts 10*50

Ref. EH135



Toe

- 10 holds
- M
- Recommended screws:
10 bolts 10*50
+ 10 wood screws 5*40

Ref. EH136



Reshaped



Instinct 2

- 22 holds
- M
- Recommended screws:
22 bolts 10*50
+ 22 wood screws 5*40

Ref. EH355



Pedagogs

- 40 holds
- M
- Recommended screws:
40 bolts 10*50
+ 30 woodscrews 5*40

Ref. EHN001



Reshaped




Didactics

- 50 holds
- M
- Recommended screws:
50 bolts 10*50
+ 20 wood screws 5*40

Ref. EHN002







TRAINING

To reach new heights

Practice and training enables climbers to grow and develop.

For this, we offer fun, compact hangboards made with the "SoftTouch" texture, specially developed to protect your skin while training.

Campus rungs and wooden balls allow you to progress by introducing new grips and various moves. These tools allow you to work, among others, the strength of your fingers, forearms and biceps.

Colour options : *please refer to page 5*



Campus Sphere M

- 2 holds
- M
- Recommended screws:
2 bolts 10*100

Ref. EH545

WOOD




Campus Sphere L

- 2 holds
- L
- Recommended screws:
2 bolts 10*100

Ref. EH543

WOOD

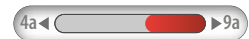


Campus Sphere XL

- 2 holds
- XL
- Recommended screws:
2 bolts 10*100

Ref. EH544

WOOD

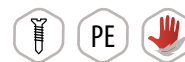




Campus Crimps

- 4 holds
- 38*2*5cm
- Recommended screws:
16 wood screws 5*40

Ref. EH542



Campus Edges

- 4 holds
- 38*3*5cm
- Recommended screws:
16 wood screws 5*50

Ref. EH541



Campus Jugs

- 4 holds
- 38*4*5cm
- Recommended screws:
16 wood screws 5*70

Ref. EH540





Hangtime 2

- 1 board
- 55*16*6cm
- Screws included:
3 wood screws 5*60

Ref. EA009



Kineboard

- 1 board
- 60*20*12cm
- Screws included:
4 wood screws 5*60

Ref. EA007









GREENHOLDS

*Proud distributor
of greenholds*

Beginning with both training and downclimbing holds, you can reduce your carbon footprint with Greenholds' climbing holds, 100% recyclable and made of raw materials from waste streams.

These wear-resistant, lightweight and easy-to-clean climbing holds deliver both high-end performance and a solution that protects the planet.



Campus Balls 40

- 2 holds
- M
- Slopers
- Recommended screws:
2 bolts 10*35
- Recycled PA

Ref. CB0040



Campus Balls 55

- 2 holds
- M
- Slopers
- Recommended screws:
2 bolts 10*50
- Recycled PA

Ref. CB0055



Campus Balls 70

- 2 holds
- M
- Slopers
- Recommended screws:
2 bolts 10*70
- Recycled PA

Ref. CB0070





Campus Rungs 25

- 2 holds
- M
- Edges
- Recommended screws:
2 bolts 10*35
+ 4 woodscrews 5*40
- Recycled PA

Ref. CR0025



Campus Rungs 30

- 2 holds
- M
- Edges
- Recommended screws:
2 bolts 10*35
+ 4 woodscrews 5*40
- Recycled PA

Ref. CR0030



Campus Rungs 35

- 2 holds
- M
- Edges
- Recommended screws:
2 bolts 10*35
+ 4 woodscrews 5*40
- Recycled PA

Ref. CR0035






System Disk 10

- 2 holds
- M
- Edges
- Recommended screws:
2 bolts 10*50
- Recycled PA

Ref. SD100



System Disk 18

- 2 holds
- L
- Edges
- Recommended screws:
2 bolts 10*50
- Recycled PA

Ref. SD180



Down Climb Jug

- 1 hold
- L
- Jug
- Recommended screws:
1 bolts 10*50
+ 1 woodscrew 5*40
- Recycled PA

Ref. DCJ001






System disk set 18 holds

- Made of 6 SD100 and 12 SD180
- Recommended screws: 18 bolts 10*50
- Colors: all green or all black
- Recycled PA


Ref. SDset0018



System disk set 27 holds

- Made of 9 SD100 and 18 SD180
- Recommended screws: 27 bolts 10*50
- Colors: all green or all black
- Recycled PA


Ref. SDset0027



System disk set 36 holds

- Made of 12 SD100 and 24 SD180
- Recommended screws: 36 bolts 10*50
- Colors: all green or all black
- Recycled PA

Ref. SDset0036




System disk set 45 holds

- Made of 15 SD100 and 30 SD180
- Recommended screws: 45 bolts 10*50
- Colors: all green or all black
- Recycled PA

Ref. SDset0045





Campus Board set 60 holds

- Full board set of 5 layers made of CR0025, CR0030, CR0035, CB0040, CB0055 and CB0070
- Recommended screws: 60 bolts 10*50 + 60 woodscrews 5*40
- Colors: all green, all black or mixed
- Recycled PA

Ref. CBset0050



Campus Board set 84 holds

- Full board set of 7 layers made of CR0025, CR0030, CR0035, CB0040, CB0055 and CB0070
- Recommended screws: 84 bolts 10*50 + 84 woodscrews 5*40
- Colors: all green, all black or mixed
- Recycled PA

Ref. CBset0070



Campus Board set 108 holds

- Full board set of 9 layers made of CR0025, CR0030, CR0035, CB0040, CB0055 and CB0070
- Recommended screws: 108 bolts 10*50 + 108 woodscrews 5*40
- Colors: all green, all black or mixed
- Recycled PA

Ref. CBset0090



